


**FOCUS:  
ABSOLUTE RETURNS**

FPA New Income ("Fund" or "FPNIX") strives to be a low volatility, flexible bond fund that seeks to provide long-term positive total returns, including income and capital appreciation, while considering capital preservation.

**CONSISTENTLY POSITIVE ABSOLUTE RETURNS** as of 12/31/2022



**FPNIX performance, as of 12/31/2022, including the reinvestment of all distributions:\***

1 Year: -3.10%; 3 Years: 0.05%, 5 Years: 1.24%, 10 Years: 1.35%, 15 Years: 1.88%, 20 Years: 2.57%; 30 Years: 4.16%; Total/Net Expense Ratio:<sup>2</sup> 0.58%/0.45%.

Past performance is no guarantee of future results and current performance may be higher or lower than the performance shown. This data represents past performance and investors should understand that investment returns and principal values fluctuate, so that when you redeem your investment it may be worth more or less than its original cost. Current month-end performance data, which may be lower or higher than the performance data quoted, may be obtained by calling toll-free, 1-800-982-4372. This material must be preceded or accompanied by the Fund's prospectus.

**FUND FEATURES**

**Absolute Return Focus**

Seeks to provide a positive return in a 12-month period while remaining benchmark indifferent

**Opportunistic Exposure**

Ability to dynamically adjust exposure to lower-rated securities<sup>3</sup> as market conditions present opportunities

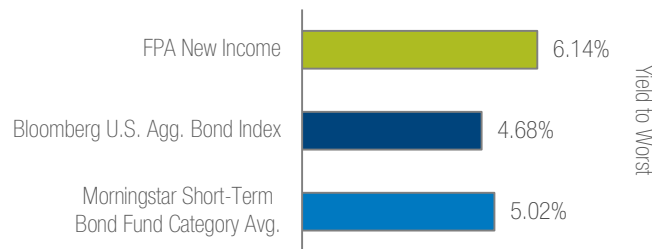
**Deep Research**

Bottom-up research process with cash exposure as a residual of investment opportunities

**COMPELLING YIELD WITH LOWER DURATION**

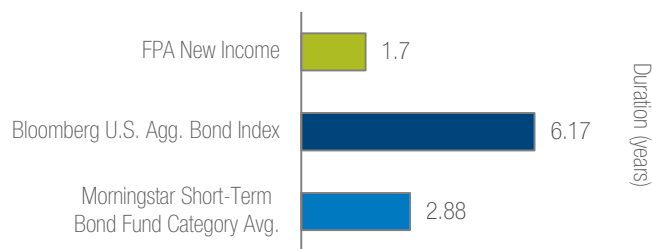
**Yield To Worst (YTW)** as of 12/31/2022

- 31% higher YTW than the broad U.S. bond market<sup>4</sup> and
- 22% higher YTW than its peers in the Morningstar Short-Term Bond Fund Category



**Duration (Years)** as of 12/31/2022

- 72% less interest-rate sensitivity than the broad U.S. bond index<sup>4</sup>
- 41% less interest-rate sensitivity than its peers in the Morningstar Short-Term Bond Fund Category.



Source: Morningstar Direct. Except as otherwise noted, all data is As of December 31, 2022.

The Fund's subsidized/unsubsidized 30-Day standardized SEC yield ("SEC Yield") was 3.89%/3.75% respectively.

<sup>1</sup> No. of funds is at issuer level reflecting oldest share class available for each Fund in the category. Certain issuers have multiple share classes. Total funds in the category as of 12/31/2022 is 539.

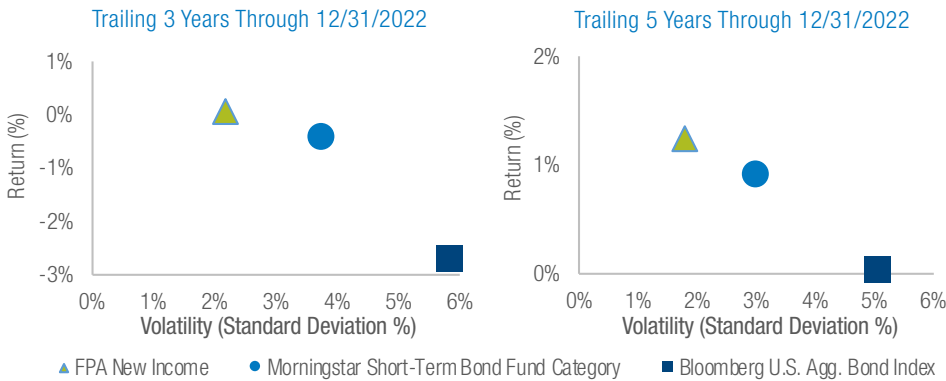
<sup>2</sup> The Total Annual Fund Operating Expenses before reimbursement is 0.58% (as of the most recent prospectus). First Pacific Advisors, LP (the "Adviser" or "FPA"), the Fund's investment adviser, has contractually agreed to reimburse the Fund for Total Annual Fund Operating Expenses in excess of 0.45% of the average net assets of the Fund (excluding interest, taxes, brokerage fees and commissions payable by the Fund in connection with the purchase or sale of portfolio securities, and extraordinary expenses, including litigation expenses not incurred in the Fund's ordinary course of business) through March 31, 2023. This agreement may only be terminated earlier by the Fund's Board of Directors (the "Board") or upon termination of the Advisory Agreement. Note, for the period March 31, 2021 through March 31, 2022, the net expense ratio was 0.47% of the average net assets of the Fund (excluding interest, taxes, brokerage fees and commissions payable by the Fund in connection with the purchase or sale of portfolio securities, and extraordinary expenses, including litigation expenses not incurred in the Fund's ordinary course of business).

<sup>3</sup> Credit ratings range from AAA (highest) to D (lowest). Bonds rated BB and below are lower-rated securities.

<sup>4</sup> Broad U.S. bond market is represented by the Bloomberg U.S. Aggregate Bond Index. The Fund may invest up to 25% of total assets in securities rated A- & below.

\* Periods greater than one year are annualized. Performance is net of all fees and expenses.

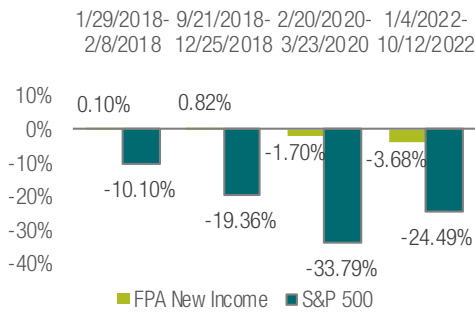
**SEEKS CONSISTENT SUPERIOR, RISK-ADJUSTED RETURNS**



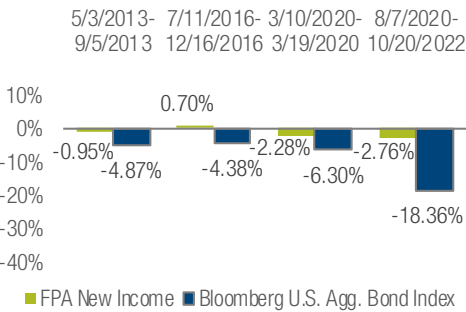
**DOWNSIDE PROTECTION DURING EQUITY AND BOND MARKET STRESS**

The Fund has historically been able to provide downside protection in instances when equity markets fell more than 10% and when bond markets fell more than 4%.

**Last Four Equity Market Drawdowns of >10%**

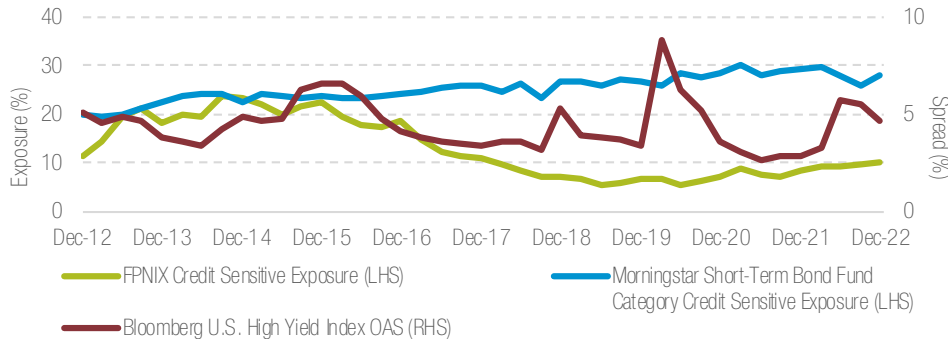


**Last Four Bond Market Drawdowns of >4%**



**OPPORTUNISTIC HIGH-YIELD CREDIT EXPOSURE**

The Fund has the ability to increase exposure to high yield securities in periods of distress, and conversely, is able to move out of high yield securities when they are perceived to be overvalued.



High yield securities can be volatile and subject to much higher instances of default.

Except as otherwise noted, all data is as of December 31, 2022. Source: Factset and Morningstar Direct.

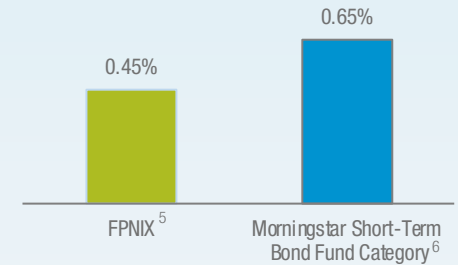
Morningstar peer group average returns are based on all share classes within the category and include the reinvestment of dividends and capital gains, if any, and exclude sales charges.

<sup>5</sup> Reflects total net expenses (as of its most recent Prospectus). See Footnote 2 for more detail. Fund expenses may fluctuate with market volatility. A substantial reduction in Fund assets (since its most recently completed fiscal year), whether caused by market conditions or significant redemptions or both, will likely cause total operating expenses (as a percentage of Fund assets) to become higher than those shown. <sup>6</sup> Reflects the average expenses of Class A shares of all funds within the Morningstar Short-Term Bond Fund Category Average based on Morningstar data available. <sup>7</sup> Credit ratings range from AAA (highest) to D (lowest). Bonds rated BBB or above are considered investment grade. Credit ratings BB and below are lower-rated securities (junk bonds). High-yielding, non-investment grade bonds (junk bonds) involve higher risks than investment grade bonds. <sup>8</sup> Broad U.S. bond market is represented by the Bloomberg U.S. Aggregate Bond Index. Comparison to indices are for illustrative purposes only. The Fund does not include outperformance of any index or benchmark in its investment objectives. Portfolio composition will change due to ongoing management of the Fund.

**Past performance is no guarantee of future results and performance may be higher or lower than the performance shown.** FPNIX data represents past performance and investors should understand that investment returns and principal values fluctuate, so that when you redeem your investment it may be worth more or less than its original cost. Current month-end performance data, which may be lower or higher than the performance data quoted, may be obtained by calling toll-free, 1-800-982-4372.

**Lower Expenses**

31% lower net expense ratio than its Morningstar peers on average.



**Differentiated Quality Exposure<sup>7</sup>**

With a higher exposure to “high-quality” securities relative to the broader market<sup>8</sup> and its peer group, the Fund seeks to be better protected from credit events.

Rating	FPNIX	Bloomberg U.S. Agg. Index	Morningstar Short-Term Bond Fund Category
AAA - A	90%	87%	72%
BBB - NR	10%	13%	28%
TOTAL	100%	100%	100%

High Quality is defined as those securities rated A and above. Credit Sensitive is defined as those securities rated BBB and below.

**Differentiated Sector Exposure**

Having a higher exposure to securitized bonds, the Fund differentiates itself from its peer group and broad U.S. bond market indices.<sup>8</sup>

Sector	FPNIX	Bloomberg U.S. Agg. Index	Morningstar Short-Term Bond Fund Category
Treasury/Gov't	7%	46%	29%
Corp.	6%	24%	35%
Securitized	83%	30%	25%
Muni	0%	0%	0%
Cash & Eq.	4%	0%	4%
Other	0%	0%	8%

Totals may not add up to 100% due to rounding.



## IMPORTANT INFORMATION

Investors should carefully consider the Fund's investment objectives, risks, and charges and expenses carefully before you invest. The Prospectus details the Fund's objective and policies, charges, and other matters of interest to the prospective investor. Please read this Prospectus carefully before investing. The Prospectus may be obtained by visiting the website at [www.fpa.com](http://www.fpa.com), by email at [crm@fpa.com](mailto:crm@fpa.com), toll-free by calling 1-800-982-4372 or by contacting the Fund in writing.

As of 12/31/2022, the Fund's subsidized/unsubsidized 30-Day standardized SEC yield ("SEC Yield") was 3.89%/3.75% respectively. The SEC Yield calculation begins with the Fund's dividend payments for the last 30 days, subtracts Fund expenses and uses this number to estimate returns for a year. Subsidized yield reflects fee waivers and/or expense reimbursements in effect during the period, while unsubsidized yield does not adjust for these items. Without waivers and/or reimbursements, yields would be reduced. The SEC Yield calculation is based on the price of the Fund at the beginning of the month. The SEC Yield reflects prospective data and thus assumes payments collected by the Fund may fluctuate.

Abhijeet Patwardhan has been portfolio manager for the Fund since November 2015. Thomas Atteberry managed/co-managed the Fund from November 2004 through June 2022. Effective July 1, 2022, Mr. Atteberry transitioned to a Senior Advisory role. There were no material changes to the investment process due to this transition.

**Not authorized for distribution unless preceded or accompanied by a current prospectus. The prospectus can be accessed at <https://fpa.com/request-funds-literature>.**

Investments, including investments in mutual funds, carry risks and investors may lose principal value. Capital markets are volatile and can decline significantly in response to adverse issuer, political, regulatory, market, or economic developments. The Fund may purchase foreign securities, which are subject to interest rate, currency exchange rate, economic and political risks. The securities of smaller, less well-known companies can be more volatile than those of larger companies.

The return of principal in a bond fund is not guaranteed. Bond funds have the same issuer, interest rate, inflation and credit risks that are associated with underlying bonds owned by the fund. Lower rated bonds, convertible securities and other types of debt obligations involve greater risks than higher rated bonds.

Interest rate risk is when interest rates go up, the value of fixed income securities, such as bonds, typically go down and investors may lose principal value. Credit risk is the risk of loss of principal due to the issuer's failure to repay a loan. Generally, the lower the quality rating of a security, the greater the risk that the issuer will fail to pay interest fully and return principal in a timely manner. If an issuer defaults the security may lose some or all its value.

Mortgage securities, asset-backed securities, and collateralized mortgage obligations (CMOs) are subject to prepayment risk and the risk of default on the underlying mortgages or other assets; such derivatives may increase volatility. Convertible securities are generally not investment grade and are subject to greater credit risk than higher-rated investments. High yield securities can be volatile and subject to much higher instances of default.

Collateralized debt obligations ("CDOs"), which include collateralized loan obligations ("CLOs"), collateralized bond obligations ("CBOs"), and other similarly structured securities, carry additional risks in addition to interest rate risk and default risk. This includes, but is not limited to: (i) distributions from the underlying collateral may not be adequate to make interest or other payments; (ii) the quality of the collateral may decline in value or default; and (iii) the complex structure of the security may not be fully understood at the time of investment and may produce disputes with the issuer or unexpected investment results.

Value style investing presents the risk that the holdings or securities may never reach their full market value because the market fails to recognize what the portfolio management team considers the true business value or because the portfolio management team has misjudged those values. In addition, value style investing may fall out of favor and underperform growth or other styles of investing during given periods.

Portfolio composition will change due to ongoing management of the Fund. References to individual securities or sectors are for informational purposes only and should not be construed as recommendations by the Fund, FPA, or the portfolio managers.

**The information provided is not directed at any investor or category of investors and is provided solely as general information about FPA's products and services and to otherwise provide general investment education. None of the information provided should be regarded as a suggestion to engage in or refrain from any investment-related course of action as neither FPA nor its affiliates are undertaking to provide impartial investment advice, act as an impartial adviser, or give advice in a fiduciary capacity. If you are an individual retirement investor, contact your financial advisor or other fiduciary about whether any given investment idea, strategy, product or service may be appropriate for your circumstances.**

Indexes are unmanaged, do not reflect the deduction of fees or expenses, and an investor cannot invest directly in an index. The Fund does not include outperformance of any index in its investment objectives.

The **Bloomberg U.S. High Yield Index** measures the USD-denominated, high yield, fixed-rate corporate bond market. Securities are classified as high yield if the middle rating of Moody's, Fitch and S&P is Ba1/BB+/BB+ or below. Bonds from issuers with an emerging markets country of risk, based on Bloomberg EM country definition, are excluded. The option-adjusted spread (OAS) is the measurement of the spread of a fixed-income index rate and the risk-free rate of return, which is adjusted to take into account an embedded option.

The **Bloomberg U.S. Aggregate Bond Index** is an unmanaged index composed of securities from the Bloomberg Government/Corporate Bond Index, Mortgage-Backed Securities Index, and the Asset-Backed Securities Index. Total return comprises price appreciation/depreciation and income as a percentage of the original investment. Indexes are rebalanced monthly by market capitalization.

The **Standard & Poor's 500 Stock Index (S&P 500)** is a capitalization-weighted index which covers industrial, utility, transportation and financial service companies, and represents approximately 75% of the New York Stock Exchange (NYSE) capitalization and 30% of NYSE issues. The S&P 500 is considered a measure of large capitalization stock performance.

**Morningstar Short-Term Bond Fund Category** portfolios invest primarily in corporate and other investment-grade U.S. fixed-income issues and typically have durations of 1.0 to 3.5 years. These portfolios are attractive to fairly conservative investors, because they are less sensitive to interest rates than portfolios with longer durations. Morningstar calculates monthly breakpoints using the effective duration of the Morningstar Core Bond Index ("MCBI") in determining duration assignment. Short-term is defined as 25% to 75% of the three-year average effective duration of the MCBI. As of December 31, 2022, there were 539 funds in this category.

**Duration** is a measure of the sensitivity of the price (the value of principal) of a fixed-income investment to a change in interest rates.

**Credit ratings** range from AAA (highest) to D (lowest). Securities rated BBB or above are considered investment grade. Securities rated BB and below are lower-rated securities (junk bonds). High-yielding, non-investment grade bonds (junk bonds) involve higher risks than investment grade bonds.

**Investment Grade (IG)** is a rating that indicates that a municipal or corporate bond has a relatively low risk of default.

**Yield to Worst** is presented gross of fees and expenses and reflects the lowest possible yield on a callable bond without the issuer defaulting. It does not represent the yield an investor should expect to receive.

**Standard deviation** is a measure of the dispersion of a set of data from its mean; more spread-apart data has a higher deviation.

**Credit event** is a default, bankruptcy, or other situation which is recognized as affecting the creditworthiness of a country or organization and which may trigger insurance payments as defined in a credit default swap.

©2023 Morningstar, Inc. All Rights Reserved. The information contained herein: (1) is proprietary to Morningstar and/or its content providers; (2) may not be copied or distributed; and (3) is not warranted by Morningstar to be accurate, complete or timely. Neither Morningstar nor its content providers are responsible for any damages or losses arising from any use of this information. Past performance is no guarantee of future results.

The FPA Funds are distributed by UMB Distribution Services, LLC, 235 W. Galena Street, Milwaukee, WI 53212.